

# MODULINE COLORSCREEN FENCING

## Installation with a drop of over 500mm over a 2.42m Panel

Installations with drops of over 500mm in a 2.42 panel are complicated. It is important that you discuss the installation procedure with Moduline before proceeding.

Note that cutting the duopanel as in Step 4, will result in a slightly reduced height over the rails. Again, it is important that this has been discussed with Moduline.

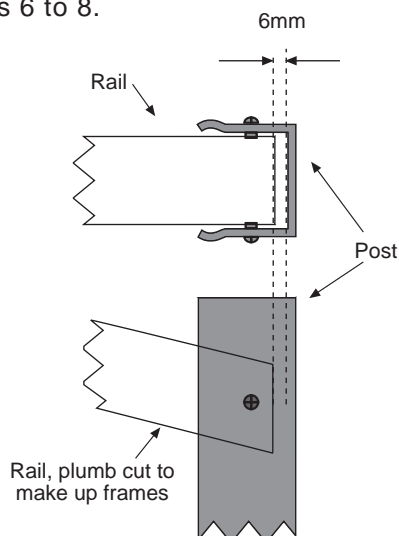
You will also need to read Instruction Sheet A on standard Colorscreen fencing installation before reading these instructions.

**Step 1** - Follow steps 1 to 4 on Sheet A.

**Step 2** - When you are assembling the frames in Step 5 of Sheet A, rack the frames to the desired angle, making sure there is still a 6mm gap between the end of the rail and the inside of the post as shown in the diagram. You will need to plumb cut the rails before you start assembling the frames. Finish assembling the frames as in steps 6 to 8.

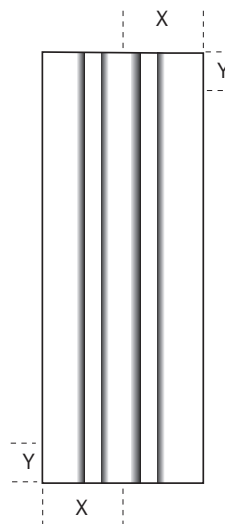
Make sure the end of the rail to the inside of the post is 6mm

Make sure the top of the rail to the top of the post is 20mm.



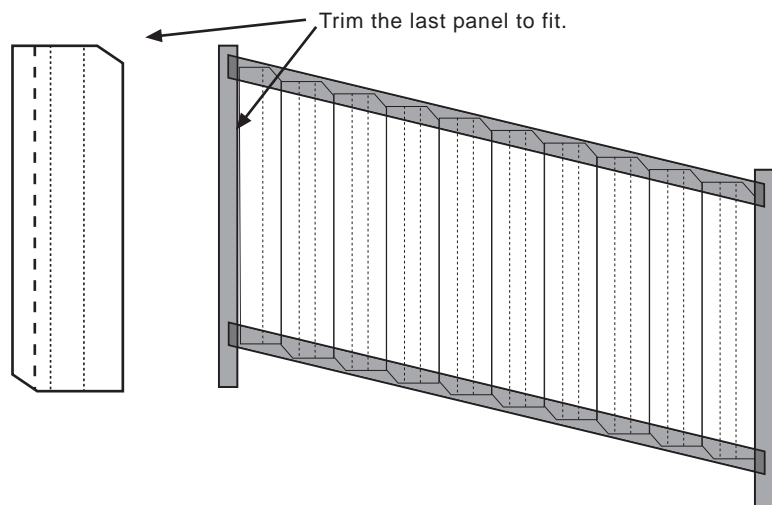
**Step 3** - Concrete the frames into the ground as in steps 9 to 15 of Sheet A, making sure that the frames follow the contour as you require.

**Step 4** - Trim the edges of the duopanel. All panels will need to be trimmed to fit inside the rails as shown below. Please see the table below for the dimensions of X and Y for your installation. Also trim the LH and RH panels.



Angle	Drop over 2.4m	X	Y
0 - 9	378	0	0
0 - 13	544	60	15
0 - 16	667	85	30
3 - 22	906	125	50
16 - 30	1210	160	90
27 - 48	1798	180	140

**Step 5** - Follow steps 16-21 on sheet A. It is easier to start with the lowest duopanel, and work your way uphill. You will need to cut the last duopanel, because the horizontal distance between the posts reduces as the panel is racked. The position of the cut depends on the angle the panel has been racked to. See "Assembling Shorter Length Panels" on Page 3, Sheet A for details on trimming the duopanel.



## METAL ROLLFORMING LIMITED

PO BOX 18-217, AUCKLAND 1743, PHONE (09)527-7897, FAX (09)527-7896